


FUENTE SWITCHING 60W



De fácil instalación gracias a su tamaño compacto.

Alta eficiencia de transferencia.

100% Loaded. Protección contra corto-circuito.

VOLTAJE DE SALIDA **12V / 24V**

CARGA **60 W**

EFICIENCIA **82%**



AÑOS
DE GARANTÍA



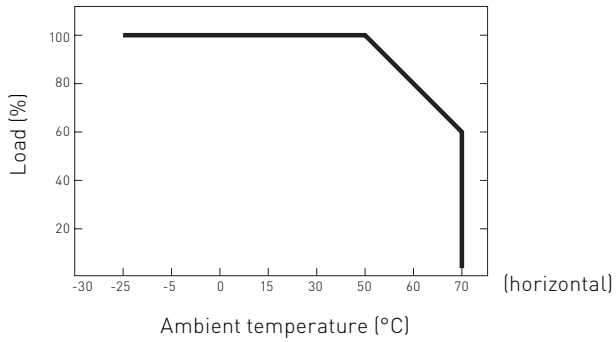
FUENTE SWITCHING 60W

Especificaciones técnicas

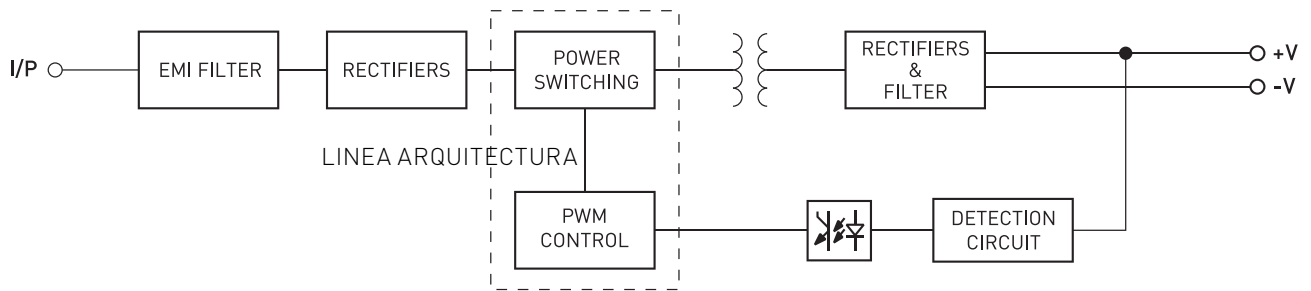
CÓDIGO	8PS120060DCU	8PS240060DCU
OUTPUT		
DC Voltage	12V	24V
Rated current	5A	2.5A
Rated power	60W	60W
Ripple & noise (max)	<100mVp-p	<1500mVp-p
Setup, rise time	1500ms/230VAC	1500ms/230VAC
Line regulation	1%	1%
Load regulation	1%	1%
INPUT		
Voltage	170~250V	170~250V
Frecuency	50/60Hz	50/60Hz
Efficiency	82%	82%
Power factor	0.6	0.6
Current	230V:1A max.	230V:1A max.
Inrush current	40A	40A
PROTECTION		
Open circuit	Yes, output voltage drops if overload 10~20%	
Short circuit	Yes, hiccup mode, recovers automatically after fault condition is removed	
ENVIRONMENT AND OTHERS		
Working temperature	-30~60°C	-30~60°C
Working humidity	20~90%RH	20~90%RH
Storage temp.	-40~80°C	-40~80°C
Storage humidity	10~95%RH	10~95%RH
Life spam	50K hours @ 20 °C working temperature	
STANDARD REQUEST		
Safety	EN61347-2-13	EN61347-2-13
Withstand voltage	I/P-0/P:3.75KVAC I/P-GND:1.5KVAC	I/P-0/P:3.75KVAC I/P-GND:1.5KVAC
Isolation resistance	I/P-0/P:>100M Ohms / 500VDC / 25°C / 70%RH	

FUENTE SWITCHING 60W

Derating curve



Instalación



Dimensiones (mm)

